



ಬೃಹತ್ ಬೆಂಗಳೂರು ಮಹಾನಗರ ಪಾಲಿಕೆ  
Bruhat Bengaluru Mahanagara Palike



# BBMP COVID-19 WAR ROOM 17.06.2023

BBMP / COVID-19 WAR ROOM / BULLETIN – 1181/ 17.06.2023 / #BBMPfightsCOVID19



# OVERVIEW OF COVID-19 IN BENGALURU

**CASE TRENDS** ACTIVE CASES **13**

Confirmed Cases

**3**

18,86,833<sup>#</sup>

Recovered Cases

**2**

18,69,819<sup>#</sup>

Death Cases

**0**

17,001<sup>#</sup>



**HOSPITALIZATION**

**0**

ICU – V

-

ICU

-

HDU

-

General

-

INCLUDES GOVT. QUOTA AND PRIVATE WALK-IN HOSPITALIZATION



**VACCINATION**

**4**

2,07,01,063<sup>#</sup>

First Dose

**1**

96,89,931<sup>#</sup>

Second Dose

**1**

94,67,238<sup>#</sup>

Precaution Dose

**2**

14,99,420<sup>#</sup>



**TRIAGING**

MTU

**1**

Tele Triage

**1**



**ACTIVE CZs**

**0**

MCZs (< 5 cases)

**0**

Clusters (> 5 cases)

**0**



**TESTING**

**846**

3,24,38,966<sup>#</sup>

RAT

**333**

RTPCR

**513**

Positivity :0.37%

\*FOR LAST 7 DAYS

# : indicates cumulative numbers till date



# ABSTRACT OF COVID-19 SCENARIO IN BENGALURU



	MALE			FEMALE			TRANSGENDER			TOTAL		
	Last 24 Hours	Last 7 Days	Cumulative	Last 24 Hours	Last 7 Days	Cumulative	Last 24 Hours	Last 7 Days	Cumulative	Last 24 Hours	Last 7 Days	Cumulative
<b>Positive Cases</b>	1	13	11,11,978	2	9	7,74,659	0	0	196	3	22	18,86,833
<b>Recovered Cases</b>	2	28	10,99,632	0	21	7,69,057	0	0	187	2	49	18,69,819
<b>Death Cases</b>	0	0	10,770	0	0	6,227	0	0	4	0	0	17,001
<b>Total Tests Done</b>	<b>In Last 24 hrs. : 846</b>			<b>In last 7 days : 5,985</b>			<b>Cumulative : 3,24,38,966</b>					
<b>Vaccine Doses Administered</b>	<b>In Last 24 hrs. : 4</b>			<b>In last 7 days : 41</b>			<b>Cumulative : 2,07,01,063</b>					
<b>ACTIVE CASES</b>									<b>13</b>			

\*Covid deaths occurred today : 00 | Covid deaths occurred beyond last 24hrs., reported today : 00




# LAST 24 HOURS AGE GROUP AND GENDER WISE DISTRIBUTION

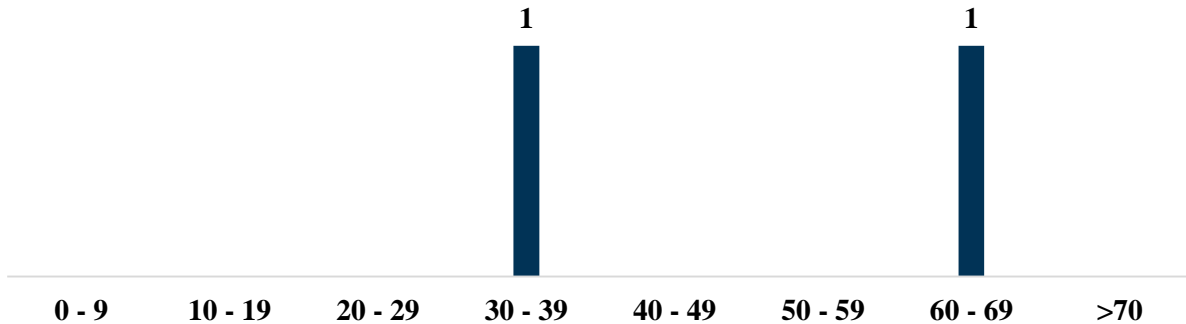


## Positive Cases : 3

Female Male Transgender



## Recovered Cases : 2



## Death Cases : 0

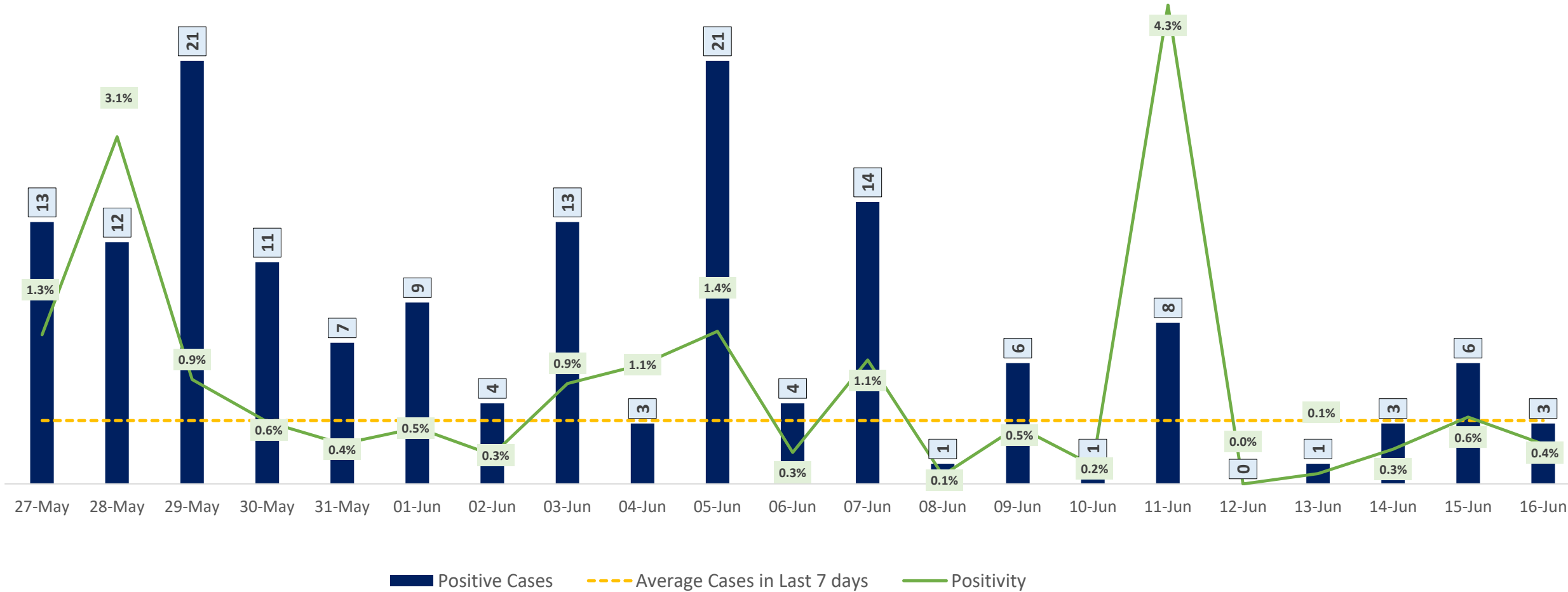




# POSITIVITY RATE OF BENGALURU – LAST 21 DAYS



Average Cases in Last 7 days : 3

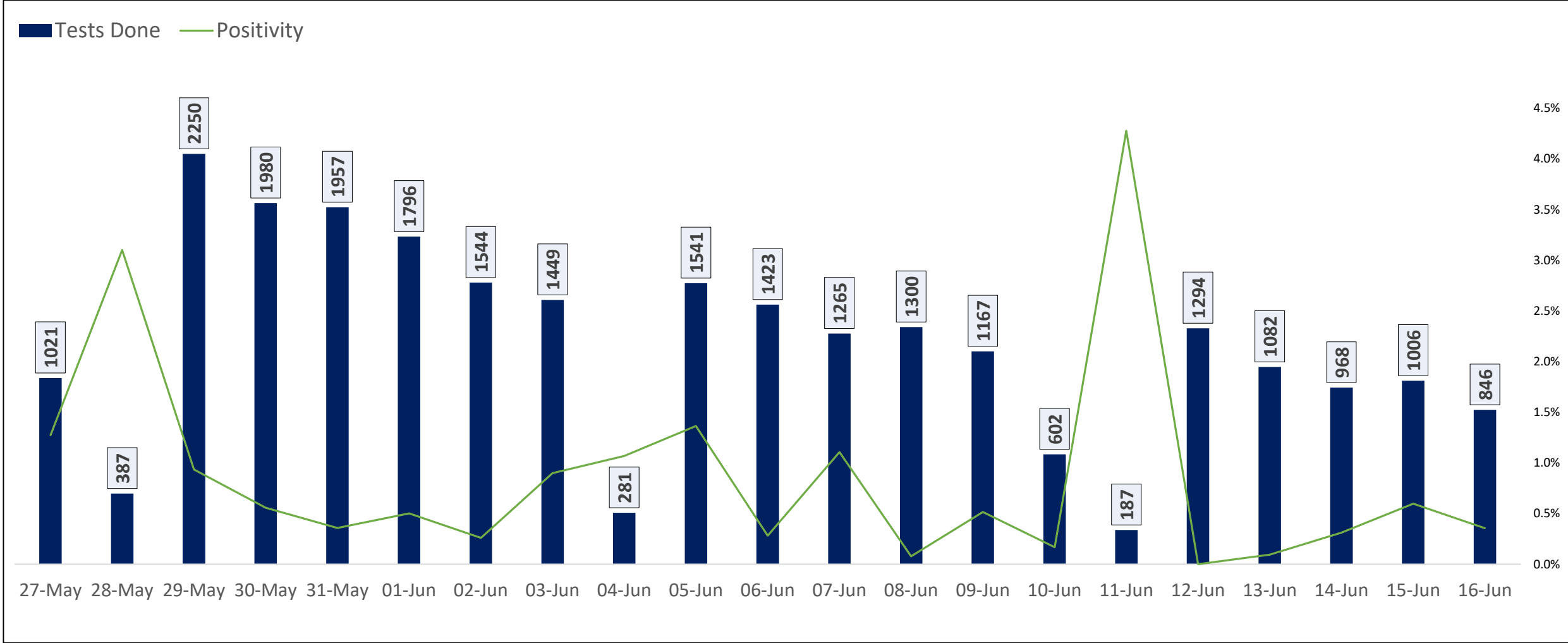




# TESTING TRENDS IN BENGALURU

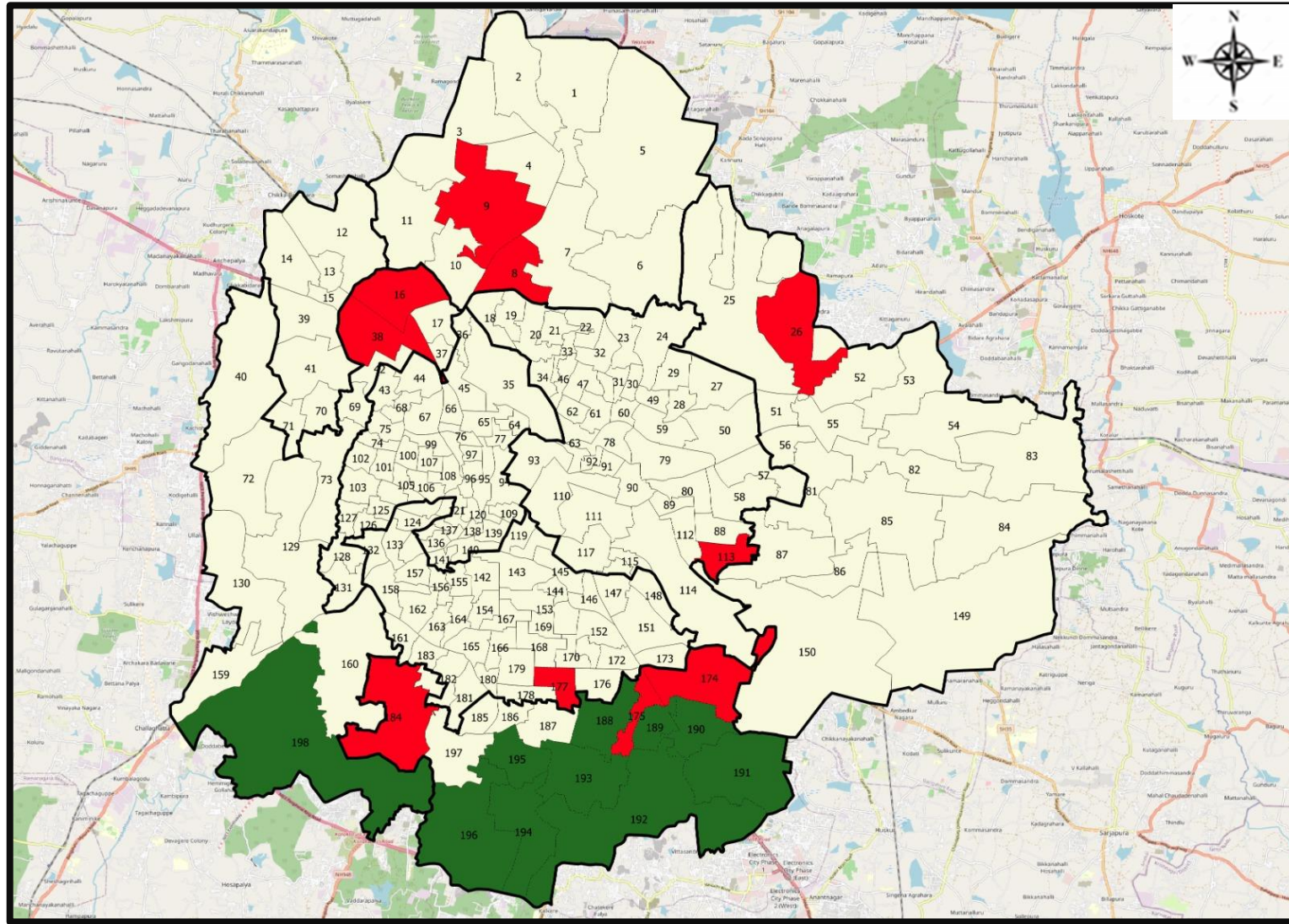


Total Test Conducted Till Date	Test Conducted Last 24 hours	Last 7 Days Average
3,24,38,966	846	855





# BENGALURU URBAN MAP SHOWING TREND OF POSITIVE CASES IN LAST 7 DAYS



### Top 10 wards reporting highest number of positive cases in last 10 days

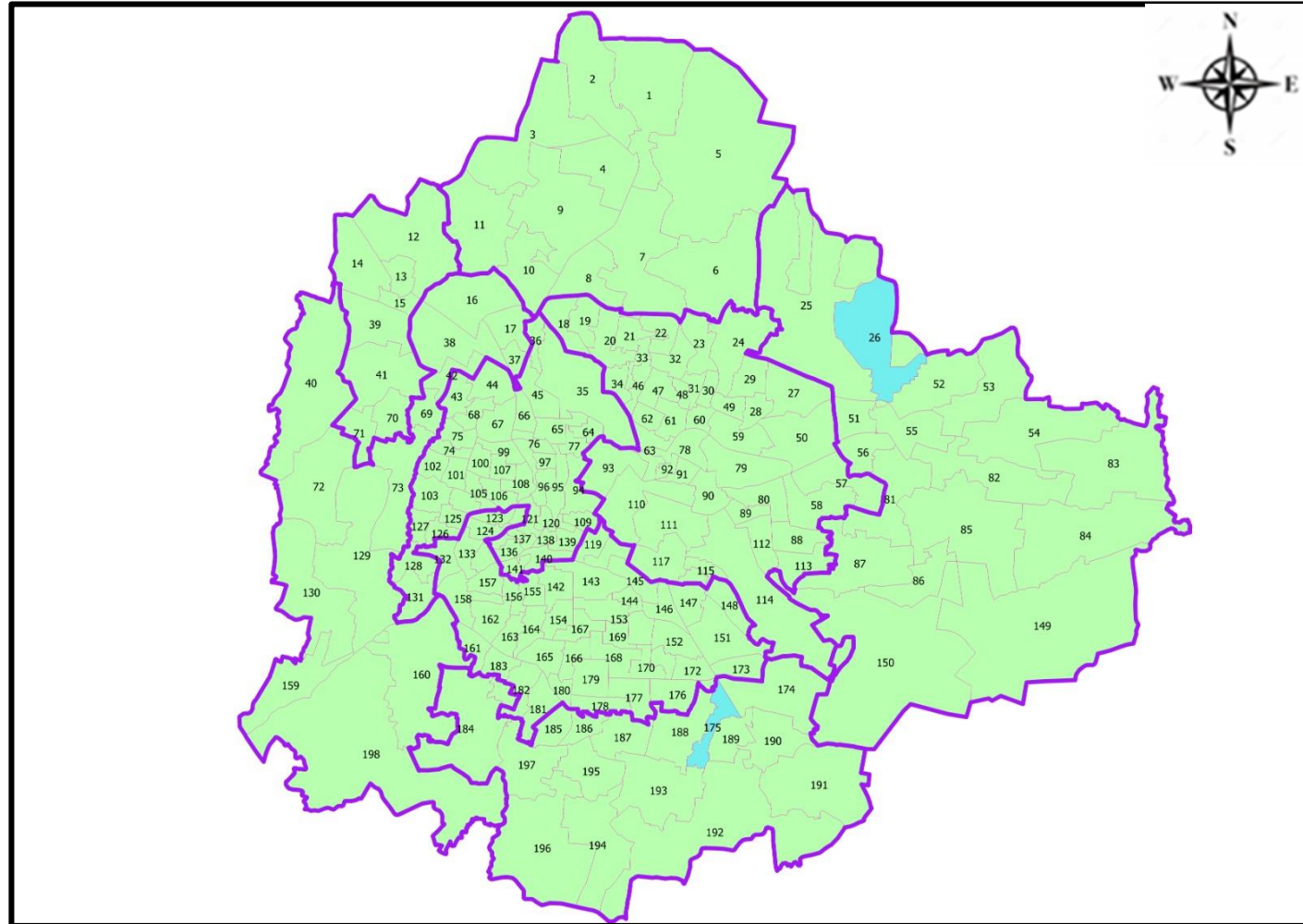
Ward No.	Ward Name	Daily Cases Average
26	Ramamurthy Nagar	1
175	Bommanahalli	1
8	Kodigehalli	1
9	Vidyaranyaपुरa	1
16	Jalahalli	1
38	HMT Ward	1
113	Konena Agrahara	1
174	HSR Layout	1
177	J P Nagar	1
184	Uttarahalli	1







### Top 10 wards reporting least number of positive cases in last 7 days

Ward No.	Ward Name	Daily Cases Average
198	Hemmigepura	0
196	Anjanapura	0
195	Konanakunte	0
194	Gottigere	0
193	Arakere	0
192	Begur	0
191	Singasandra	0
190	Mangammanapalya	0
189	Hongasandra	0
188	Bilekhali	0



# BENGALURU MAP SHOWING INTENSITY OF POSITIVE CASES IN LAST 7 DAYS



-  Level 1 : 0 to 1 Cases
-  Level 2 : 1 to 3 Cases
-  Level 3 : 3 to 5 Cases
-  Level 4 : 5 to 10 Cases
-  Level 5 : More than 10 Cases
-  Zone Boundaries

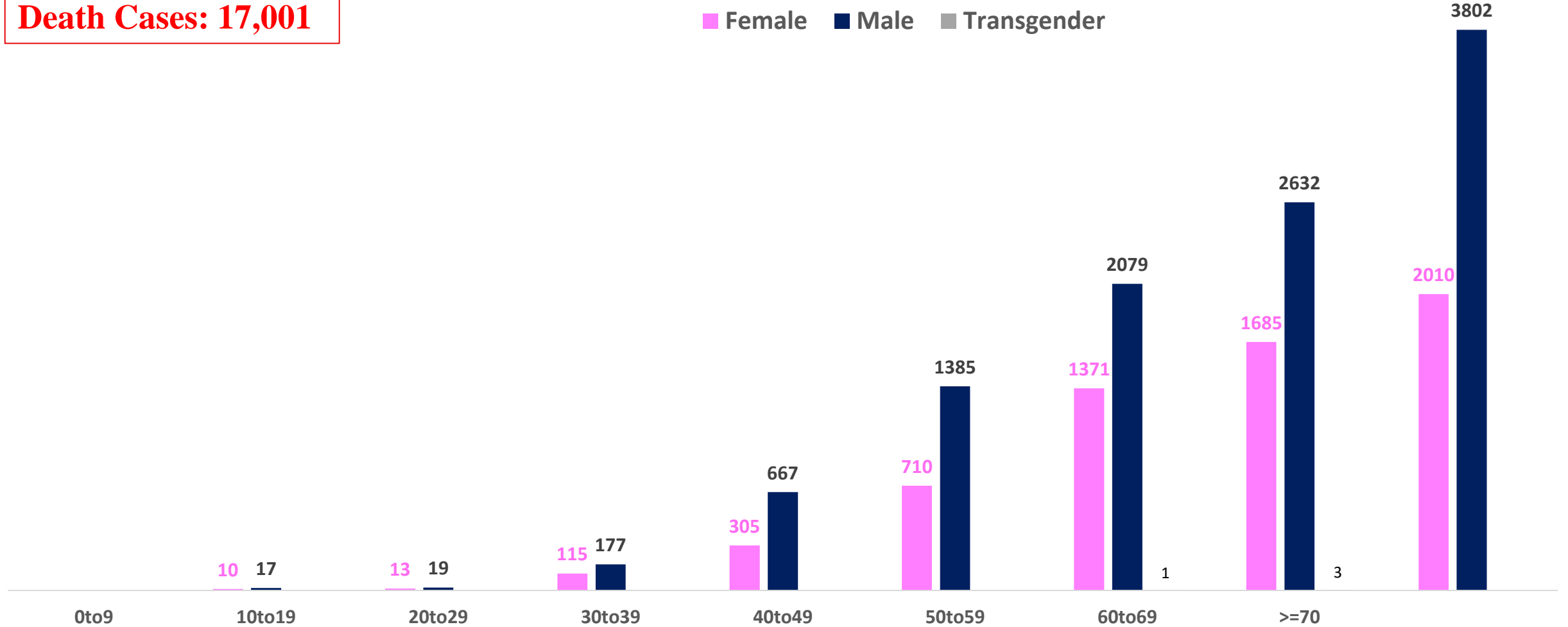




# AGE AND GENDER WISE DISTRIBUTION OF DEATH CASES



**Death Cases: 17,001**





# SNAPSHOT OF COVID-19 CASES IN BENGALURU URBAN



**Total Wards With  
< = 1 Cases\* :  
187**

**Tests Conducted  
on 16.06.2023:  
846**

**Recovery  
Rate\*:  
99.10%**

**Total  
Active Cases :  
13**

**Total Vaccinated  
on 16.06.2023:  
4**

**Positivity  
Rate\* :  
0.37%**

**Active  
Rate\*:  
0.00%**

**Case  
Fatality Rate\* :  
0.00%**





\*Total positive cases In the past 7 days

\*CFR and positivity is for Past 7 days



ಬೃಹತ್ ಬೆಂಗಳೂರು ಮಹಾನಗರ ಪಾಲಿಕೆ  
Bruhat Bengaluru Mahanagara Palike



<b>Download BBMP Bulletin</b>	<a href="https://apps.bbmpgov.in/covid19/mediabulletin.php">https://apps.bbmpgov.in/covid19/mediabulletin.php</a>
<b>To register for vaccination :</b>	<a href="https://selfregistration.cowin.gov.in/">https://selfregistration.cowin.gov.in/</a>
<b>BBMP COVID19 Dashboard:</b>	<a href="https://apps.bbmpgov.in/covid19/">https://apps.bbmpgov.in/covid19/</a>
<b>Follow us on:</b>	 <a href="http://www.facebook.com/bbmp.comm1/">www.facebook.com/bbmp.comm1/</a>
	 <a href="https://twitter.com/BBMPCOMM">twitter.com/BBMPCOMM</a>
	  <a href="https://www.instagram.com/BBMPSplHealth">BBMPSplHealth</a>

Issued by:

Honorable Chief Commissioner, BBMP  
Special Commissioner Health, BBMP  
MD, Bengaluru Smart City Limited

**THANK YOU !**

ಬೃಹತ್ ಬೆಂಗಳೂರು ಮಹಾನಗರ ಪಾಲಿಕೆ  
Bruhat Bengaluru Mahanagara Palike

**ನಾಯಿ ಕಚ್ಚಿದಾಗ ತಕ್ಷಣ ಅನುಸರಿಸಬೇಕಾದ  
ಪ್ರಥಮ ಚಿಕಿತ್ಸೆ ವಿಧಾನಗಳು**

 ನಾಯಿ ಕಚ್ಚಿದ ಗಾಯವನ್ನು ಹರಿಯುವ ನೀರಿನಿಂದ ಸಾಬೂನನ್ನು ಉಪಯೋಗಿಸಿ 15 ನಿಮಿಷಗಳು ತೊಳೆಯಿರಿ

 ಕಚ್ಚಿದ ಗಾಯಕ್ಕೆ Dettol ಅಥವಾ ಇನ್ನಿತರೆ anti-septic ದ್ರವವನ್ನು ಹಚ್ಚಿ



 ಅಂಟಿ ರೇಬೀಸ್ ಲಸಿಕೆಗಾಗಿ ಹಾಗೂ ಸೂಕ್ತ ಚಿಕಿತ್ಸೆ ಗಾಗಿ ಹತ್ತಿರದ ವೈದ್ಯರನ್ನು ಅಥವಾ ಬಿಬಿಎಂಪಿ ಅಸ್ಪತ್ರೆಯನ್ನು ಸಂಪರ್ಕಿಸಿ

  @BBMPSplHealth **BBMP RABIES HELPLINE: 6364893322**

